



STONY HOLLOW LANDFILL, INC.
2460 S. Gettysburg Ave.
Dayton, OH 45418
(937) 268-1133
(937) 267-5110 Fax

February 15, 2017

Ms. Eileen Moran
Unit Supervisor
Regional Air Pollution Control Agency
117 South Main Street
Dayton, OH 45422

Re: DIFO Order No. 6 Ambient Air Monitoring – February 12-13, 2017
Stony Hollow Landfill
Facility ID No. 08-57-04-3008

Dear Ms. Moran:

Stony Hollow Landfill, Inc. (Stony Hollow) contracted with LJB, Inc. (LJB) to perform the ambient air monitoring on the 1 in 6-day schedule as required by the Director's Interim Findings and Orders, dated November 28, 2016. The 24-hour ambient air sampling was performed between February 12-13, 2017 and ALS Environmental performed the USEPA Method TO-15 analysis.

Please find attached to this submittal letter the LJB ambient air monitoring report, which includes the analytical results. Per a review of the analytical results, the measured concentrations within the air samples were below the laboratory reporting limits or the NIOSH RELs.

If you have any questions, please contact the undersigned at (937) 356-6204.

Sincerely,

A handwritten signature in blue ink, appearing to read 'Peter C. Lucas'.

Peter Lucas, P.E.
District Engineer

cc: Russell Brown, Michelle Ackenhausen - Ohio EPA
Stony Hollow files



February 15, 2017

Mr. Peter Lucas
 Waste Management – Stony Hollow Landfill
 2460 South Gettysburg Avenue
 Dayton, Ohio 45417

Via email: plucas2@wm.com

Re: February 12, 2017 ambient air sampling at Stony Hollow Landfill

Dear Mr. Lucas:

On February 12 and 13, 2017 LJB Inc. collected two 24-hour ambient air samples at the Waste Management Stony Hollow Landfill. The samples included AA-19, collected from inside the north fence line of the landfill, and AA-20, collected from inside the south fence line of the landfill. A map of the sample locations is attached. Sample locations were in accordance with the November 28, 2016 Ohio EPA Interim Findings and Orders for Stony Hollow Landfill. Table 1 contains sample equipment and interval details. Note that sample AA-20 was completed approximately one hour prior to the full 24-hour sample interval. This was because the canister pressure had already reached -5" Hg and above that pressure (i.e., with less vacuum remaining in the canister) there is a risk that the flow controller will no longer be able to maintain a stable pressure differential across the critical orifice, resulting in a sample skewed toward air collected early in the sample period.

TABLE 1

SAMPLE NO.	START DATE/TIME	END DATE/TIME	START PRESSURE	END PRESSURE	CANISTER NO.	CONTROLLER NO.
AA-19	02/12/2017 09:45	02/13/2017 09:45	-29.6" Hg	-5" Hg	109991	101772
AA-20	02/12/2017 10:02	02/13/2017 09:04	-30" Hg	-5" Hg	109201	109133

Weather conditions reported for the sample period by the weather station located at Sinclair Community College are shown in the attached graphs, reproduced from the weather station's data page at <https://www.wunderground.com>.

The completed samples were transported by courier from the LJB offices to ALS Environmental laboratory in Cincinnati, Ohio on February 13, 2017 and were analyzed by EPA Method TO-15 on February 14, 2017 per the one-day turnaround time previously arranged. Table 2 provides the summarized sample results. Chloromethane and dichlorodifluoromethane were detected above laboratory reporting limits in both samples and propene was detected in sample AA-20. Concentrations of chloromethane and dichlorodifluoromethane were well below the NIOSH RELs for these compounds; propene has no NIOSH REL.

TABLE 2

ANALYTE	AA-19, ppbv	AA-20, ppbv	NIOSH REL, ppbv
1,1,1-Trichloroethane	< 0.50	< 0.50	350,000
1,1,2,2-Tetrachloroethane	< 0.50	< 0.50	1,000
1,1,2-Trichloroethane	< 0.50	< 0.50	10,000
1,1-Dichloroethane	< 0.50	< 0.50	100,000
1,1-Dichloroethene	< 0.50	< 0.50	200,000
1,2,4-Trichlorobenzene	< 0.50	< 0.50	5,000
1,2,4-Trimethylbenzene	< 0.50	< 0.50	25,000
1,2-Dibromoethane	< 0.50	< 0.50	45
1,2-Dichlorobenzene	< 0.50	< 0.50	50,000
1,2-Dichloroethane	< 0.50	< 0.50	1,000
1,2-Dichloropropane	< 0.50	< 0.50	75,000
1,3,5-Trimethylbenzene	< 0.50	< 0.50	25,000
1,3-Butadiene	< 0.50	< 0.50	1,000
1,3-Dichlorobenzene	< 0.50	< 0.50	50,000
1,4-Dichlorobenzene	< 0.50	< 0.50	50,000
1,4-Dioxane	< 1.0	< 1.0	NA
2-Butanone	< 0.50	< 0.50	200
2-Hexanone	< 0.50	< 0.50	1,000
2-Propanol	< 1.0	< 1.0	400,000
4-Ethyltoluene	< 0.50	< 0.50	NA
4-Methyl-2-pentanone	< 0.50	< 0.50	50,000
Acetone	< 1.0	< 1.0	250,000
Benzene	< 0.50	< 0.50	100
Benzyl chloride	< 0.50	< 0.50	1,000
Bromodichloromethane	< 0.50	< 0.50	NA
Bromoform	< 0.50	< 0.50	500
Bromomethane	< 0.50	< 0.50	20,000
Carbon disulfide	< 0.50	< 0.50	1,000
Carbon tetrachloride	< 0.50	< 0.50	2,000
Chlorobenzene	< 0.50	< 0.50	75,000
Chloroethane	< 0.50	< 0.50	1,000,000
Chloroform	< 0.20	< 0.20	2,000
Chloromethane	0.56	0.55	100,000
cis-1,2-Dichloroethene	< 0.50	< 0.50	200,000
cis-1,3-Dichloropropene	< 0.50	< 0.50	1,000
Cumene	< 0.50	< 0.50	50,000
Cyclohexane	< 0.50	< 0.50	300,000
Dibromochloromethane	< 0.50	< 0.50	NA
Dichlorodifluoromethane	0.51	0.52	1,000,000
Ethyl acetate	< 0.50	< 0.50	400,000
Ethylbenzene	< 0.50	< 0.50	100,000

ANALYTE	AA-19, ppbv	AA-20, ppbv	NIOSH REL, ppbv
Freon 113	< 0.50	< 0.50	1,000,000
Freon 114	< 0.50	< 0.50	1,000,000
Heptane	< 0.50	< 0.50	85,000
Hexachlorobutadiene	< 0.50	< 0.50	20
Hexane	< 0.50	< 0.50	50,000
m,p-Xylene	< 0.50	< 0.50	100,000
Methylene chloride	< 0.50	< 0.50	25,000
MTBE	< 0.50	< 0.50	2,000
Naphthalene	< 0.20	< 0.20	10,000
o-Xylene	< 0.50	< 0.50	100,000
Propene	< 0.50	0.80	NA
Styrene	< 0.50	< 0.50	50,000
Tetrachloroethene	< 0.50	< 0.50	100,000
Tetrahydrofuran	< 0.50	< 0.50	200,000
Toluene	< 0.50	< 0.50	100,000
trans-1,2-Dichloroethene	< 0.50	< 0.50	200,000
trans-1,3-Dichloropropene	< 0.50	< 0.50	1,000
Trichloroethene	< 0.20	< 0.20	100,000
Trichlorofluoromethane	< 0.50	< 0.50	1,000,000
Vinyl acetate	< 0.50	< 0.50	4,000
Vinyl chloride	< 0.50	< 0.50	1,000

The ALS Environmental laboratory report and chain of custody form are attached. Please let me know if you have any questions.

Sincerely,

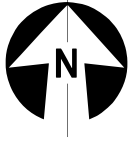
LJB Inc.



Jennifer K. Miller
Environmental Scientist

Stony Hollow Landfill

Air sample location

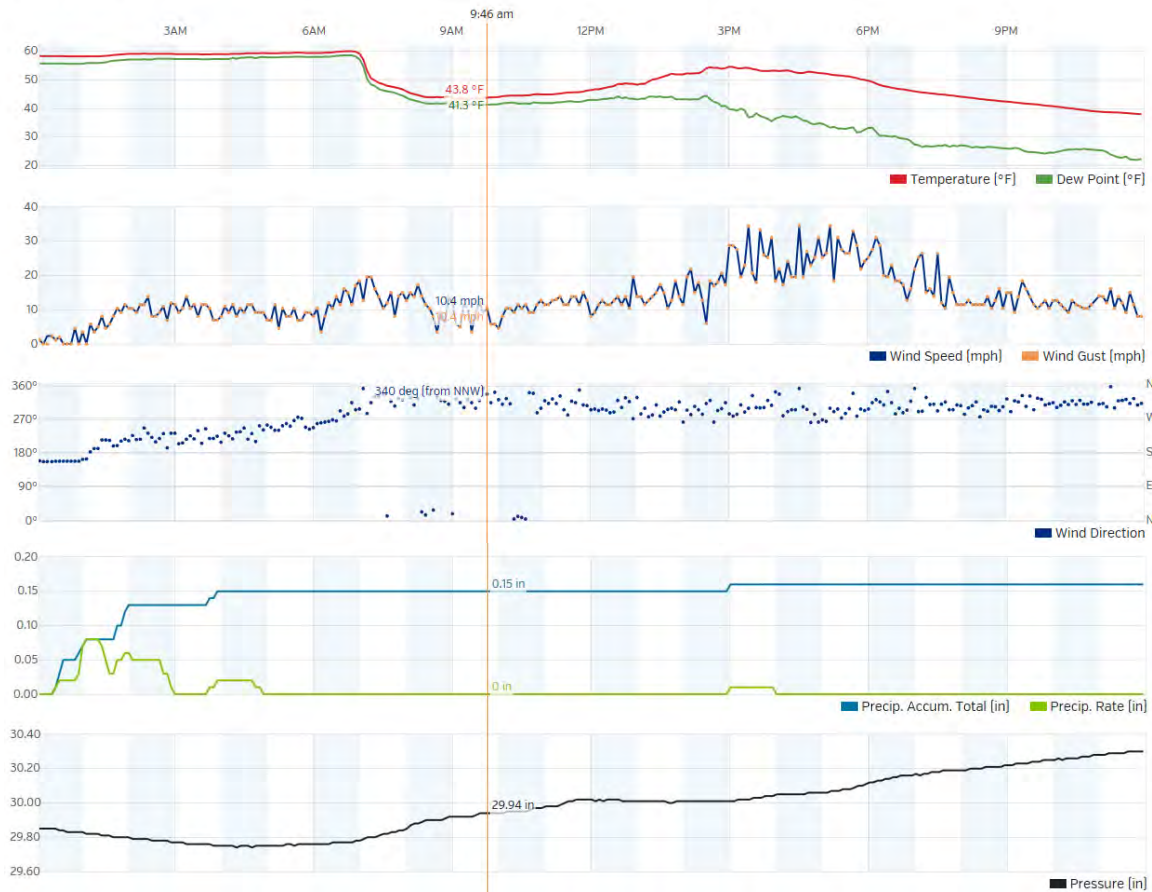


0 200 400 800 Feet

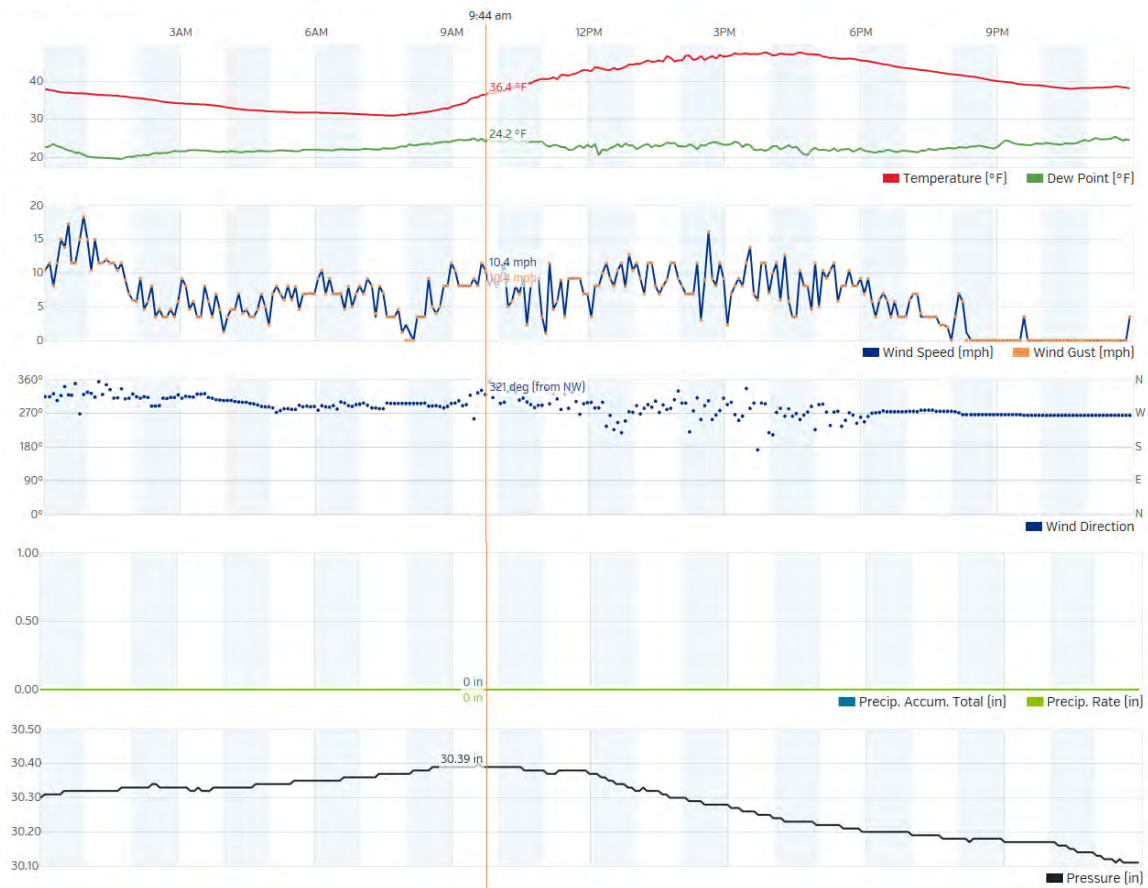
> Waste Management Stony Hollow Landfill
Ambient Air Sample Locations



Weather History Graph
February 12, 2017



Weather History Graph
February 13, 2017





14-Feb-2017

Jennifer Miller
Waste Management
2460 S. Gettysburg Rd
Dayton, OH 45417

Tel: (937) 689-3638
Fax:

Re: Stony Hollow Landfill

Work Order: **1702433**

Dear Jennifer,

ALS Environmental received 2 samples on 13-Feb-2017 05:30 PM for the analyses presented in the following report.

The analytical data provided relates directly to the samples received by ALS Environmental and for only the analyses requested.

QC sample results for this data met laboratory specifications. Any exceptions are noted in the Case Narrative, or noted with qualifiers in the report or QC batch information. Should this laboratory report need to be reproduced, it should be reproduced in full unless written approval has been obtained from ALS Laboratory Group. Samples will be disposed in 30 days unless storage arrangements are made.

The total number of pages in this report is 16.

If you have any questions regarding this report, please feel free to contact me.

Sincerely,

Rob Nieman

Electronically approved by: Rob Nieman

Rob Nieman
Project Manager

Client: Waste Management
Project: Stony Hollow Landfill
Work Order: 1702433

Work Order Sample Summary

<u>Lab Samp ID</u>	<u>Client Sample ID</u>	<u>Matrix</u>	<u>Tag Number</u>	<u>Collection Date</u>	<u>Date Received</u>	<u>Hold</u>
1702433-01	AA-19	Air		2/13/2017	2/13/2017 17:30	<input type="checkbox"/>
1702433-02	AA-20	Air		2/13/2017	2/13/2017 17:30	<input type="checkbox"/>

ALS Environmental

Date: 14-Feb-17

Client: Waste Management
 Project: Stony Hollow Landfill
 Sample ID: AA-19
 Collection Date: 2/13/2017

Work Order: 1702433
 Lab ID: 1702433-01
 Matrix: AIR

Analyses	Result	Qual	Report Limit	Units	Dilution Factor	Date Analyzed
TO-15 BY GC/MS			ETO-15			Analyst: MRJ
1,1,1-Trichloroethane	ND		0.50	ppbv	1	2/14/2017 12:51 AM
1,1,2,2-Tetrachloroethane	ND		0.50	ppbv	1	2/14/2017 12:51 AM
1,1,2-Trichloroethane	ND		0.50	ppbv	1	2/14/2017 12:51 AM
1,1-Dichloroethane	ND		0.50	ppbv	1	2/14/2017 12:51 AM
1,1-Dichloroethene	ND		0.50	ppbv	1	2/14/2017 12:51 AM
1,2,4-Trichlorobenzene	ND		0.50	ppbv	1	2/14/2017 12:51 AM
1,2,4-Trimethylbenzene	ND		0.50	ppbv	1	2/14/2017 12:51 AM
1,2-Dibromoethane	ND		0.50	ppbv	1	2/14/2017 12:51 AM
1,2-Dichlorobenzene	ND		0.50	ppbv	1	2/14/2017 12:51 AM
1,2-Dichloroethane	ND		0.50	ppbv	1	2/14/2017 12:51 AM
1,2-Dichloropropane	ND		0.50	ppbv	1	2/14/2017 12:51 AM
1,3,5-Trimethylbenzene	ND		0.50	ppbv	1	2/14/2017 12:51 AM
1,3-Butadiene	ND		0.50	ppbv	1	2/14/2017 12:51 AM
1,3-Dichlorobenzene	ND		0.50	ppbv	1	2/14/2017 12:51 AM
1,4-Dichlorobenzene	ND		0.50	ppbv	1	2/14/2017 12:51 AM
1,4-Dioxane	ND		1.0	ppbv	1	2/14/2017 12:51 AM
2-Butanone	ND		0.50	ppbv	1	2/14/2017 12:51 AM
2-Hexanone	ND		0.50	ppbv	1	2/14/2017 12:51 AM
2-Propanol	ND		1.0	ppbv	1	2/14/2017 12:51 AM
4-Ethyltoluene	ND		0.50	ppbv	1	2/14/2017 12:51 AM
4-Methyl-2-pentanone	ND		0.50	ppbv	1	2/14/2017 12:51 AM
Acetone	ND		1.0	ppbv	1	2/14/2017 12:51 AM
Benzene	ND		0.50	ppbv	1	2/14/2017 12:51 AM
Benzyl chloride	ND		0.50	ppbv	1	2/14/2017 12:51 AM
Bromodichloromethane	ND		0.50	ppbv	1	2/14/2017 12:51 AM
Bromoform	ND		0.50	ppbv	1	2/14/2017 12:51 AM
Bromomethane	ND		0.50	ppbv	1	2/14/2017 12:51 AM
Carbon disulfide	ND		0.50	ppbv	1	2/14/2017 12:51 AM
Carbon tetrachloride	ND		0.50	ppbv	1	2/14/2017 12:51 AM
Chlorobenzene	ND		0.50	ppbv	1	2/14/2017 12:51 AM
Chloroethane	ND		0.50	ppbv	1	2/14/2017 12:51 AM
Chloroform	ND		0.20	ppbv	1	2/14/2017 12:51 AM
Chloromethane	0.56		0.50	ppbv	1	2/14/2017 12:51 AM
cis-1,2-Dichloroethene	ND		0.50	ppbv	1	2/14/2017 12:51 AM
cis-1,3-Dichloropropene	ND		0.50	ppbv	1	2/14/2017 12:51 AM
Cumene	ND		0.50	ppbv	1	2/14/2017 12:51 AM
Cyclohexane	ND		0.50	ppbv	1	2/14/2017 12:51 AM
Dibromochloromethane	ND		0.50	ppbv	1	2/14/2017 12:51 AM
Dichlorodifluoromethane	0.51		0.50	ppbv	1	2/14/2017 12:51 AM

Note:

ALS Environmental

Date: 14-Feb-17

Client: Waste Management
Project: Stony Hollow Landfill
Sample ID: AA-19
Collection Date: 2/13/2017

Work Order: 1702433
Lab ID: 1702433-01
Matrix: AIR

Analyses	Result	Qual	Report Limit	Units	Dilution Factor	Date Analyzed
Ethyl acetate	ND		0.50	ppbv	1	2/14/2017 12:51 AM
Ethylbenzene	ND		0.50	ppbv	1	2/14/2017 12:51 AM
Freon 113	ND		0.50	ppbv	1	2/14/2017 12:51 AM
Freon 114	ND		0.50	ppbv	1	2/14/2017 12:51 AM
Heptane	ND		0.50	ppbv	1	2/14/2017 12:51 AM
Hexachlorobutadiene	ND		0.50	ppbv	1	2/14/2017 12:51 AM
Hexane	ND		0.50	ppbv	1	2/14/2017 12:51 AM
m,p-Xylene	ND		0.50	ppbv	1	2/14/2017 12:51 AM
Methylene chloride	ND		0.50	ppbv	1	2/14/2017 12:51 AM
MTBE	ND		0.50	ppbv	1	2/14/2017 12:51 AM
Naphthalene	ND		0.20	ppbv	1	2/14/2017 12:51 AM
o-Xylene	ND		0.50	ppbv	1	2/14/2017 12:51 AM
Propene	ND		0.50	ppbv	1	2/14/2017 12:51 AM
Styrene	ND		0.50	ppbv	1	2/14/2017 12:51 AM
Tetrachloroethene	ND		0.50	ppbv	1	2/14/2017 12:51 AM
Tetrahydrofuran	ND		0.50	ppbv	1	2/14/2017 12:51 AM
Toluene	ND		0.50	ppbv	1	2/14/2017 12:51 AM
trans-1,2-Dichloroethene	ND		0.50	ppbv	1	2/14/2017 12:51 AM
trans-1,3-Dichloropropene	ND		0.50	ppbv	1	2/14/2017 12:51 AM
Trichloroethene	ND		0.20	ppbv	1	2/14/2017 12:51 AM
Trichlorofluoromethane	ND		0.50	ppbv	1	2/14/2017 12:51 AM
Vinyl acetate	ND		0.50	ppbv	1	2/14/2017 12:51 AM
Vinyl chloride	ND		0.50	ppbv	1	2/14/2017 12:51 AM
Surr: Bromofluorobenzene	101		60-140	%REC	1	2/14/2017 12:51 AM

TO-15 BY GC/MS

ETO-15

Analyst: MRJ

1,1,1-Trichloroethane	ND		2.73	µg/m3	1	2/14/2017 12:51 AM
1,1,2,2-Tetrachloroethane	ND		3.43	µg/m3	1	2/14/2017 12:51 AM
1,1,2-Trichloroethane	ND		2.73	µg/m3	1	2/14/2017 12:51 AM
1,1-Dichloroethane	ND		2.02	µg/m3	1	2/14/2017 12:51 AM
1,1-Dichloroethene	ND		1.98	µg/m3	1	2/14/2017 12:51 AM
1,2,4-Trichlorobenzene	ND		3.71	µg/m3	1	2/14/2017 12:51 AM
1,2,4-Trimethylbenzene	ND		2.46	µg/m3	1	2/14/2017 12:51 AM
1,2-Dibromoethane	ND		3.84	µg/m3	1	2/14/2017 12:51 AM
1,2-Dichlorobenzene	ND		3.01	µg/m3	1	2/14/2017 12:51 AM
1,2-Dichloroethane	ND		2.02	µg/m3	1	2/14/2017 12:51 AM
1,2-Dichloropropane	ND		2.31	µg/m3	1	2/14/2017 12:51 AM
1,3,5-Trimethylbenzene	ND		2.46	µg/m3	1	2/14/2017 12:51 AM
1,3-Butadiene	ND		1.11	µg/m3	1	2/14/2017 12:51 AM
1,3-Dichlorobenzene	ND		3.01	µg/m3	1	2/14/2017 12:51 AM
1,4-Dichlorobenzene	ND		3.01	µg/m3	1	2/14/2017 12:51 AM

Note:

ALS Environmental

Date: 14-Feb-17

Client: Waste Management
 Project: Stony Hollow Landfill
 Sample ID: AA-19
 Collection Date: 2/13/2017

Work Order: 1702433
 Lab ID: 1702433-01
 Matrix: AIR

Analyses	Result	Qual	Report Limit	Units	Dilution Factor	Date Analyzed
1,4-Dioxane	ND		3.60	µg/m3	1	2/14/2017 12:51 AM
2-Butanone	ND		1.47	µg/m3	1	2/14/2017 12:51 AM
2-Hexanone	ND		2.05	µg/m3	1	2/14/2017 12:51 AM
2-Propanol	ND		2.46	µg/m3	1	2/14/2017 12:51 AM
4-Ethyltoluene	ND		2.46	µg/m3	1	2/14/2017 12:51 AM
4-Methyl-2-pentanone	ND		2.05	µg/m3	1	2/14/2017 12:51 AM
Acetone	ND		2.38	µg/m3	1	2/14/2017 12:51 AM
Benzene	ND		1.60	µg/m3	1	2/14/2017 12:51 AM
Benzyl chloride	ND		2.59	µg/m3	1	2/14/2017 12:51 AM
Bromodichloromethane	ND		3.35	µg/m3	1	2/14/2017 12:51 AM
Bromoform	ND		5.17	µg/m3	1	2/14/2017 12:51 AM
Bromomethane	ND		1.94	µg/m3	1	2/14/2017 12:51 AM
Carbon disulfide	ND		1.56	µg/m3	1	2/14/2017 12:51 AM
Carbon tetrachloride	ND		3.15	µg/m3	1	2/14/2017 12:51 AM
Chlorobenzene	ND		2.30	µg/m3	1	2/14/2017 12:51 AM
Chloroethane	ND		1.32	µg/m3	1	2/14/2017 12:51 AM
Chloroform	ND		0.976	µg/m3	1	2/14/2017 12:51 AM
Chloromethane	1.16		1.03	µg/m3	1	2/14/2017 12:51 AM
cis-1,2-Dichloroethene	ND		1.98	µg/m3	1	2/14/2017 12:51 AM
cis-1,3-Dichloropropene	ND		2.27	µg/m3	1	2/14/2017 12:51 AM
Cumene	ND		2.46	µg/m3	1	2/14/2017 12:51 AM
Cyclohexane	ND		1.72	µg/m3	1	2/14/2017 12:51 AM
Dibromochloromethane	ND		4.26	µg/m3	1	2/14/2017 12:51 AM
Dichlorodifluoromethane	2.52		2.47	µg/m3	1	2/14/2017 12:51 AM
Ethyl acetate	ND		1.80	µg/m3	1	2/14/2017 12:51 AM
Ethylbenzene	ND		2.17	µg/m3	1	2/14/2017 12:51 AM
Freon 113	ND		3.83	µg/m3	1	2/14/2017 12:51 AM
Freon 114	ND		3.50	µg/m3	1	2/14/2017 12:51 AM
Heptane	ND		2.05	µg/m3	1	2/14/2017 12:51 AM
Hexachlorobutadiene	ND		5.33	µg/m3	1	2/14/2017 12:51 AM
Hexane	ND		1.76	µg/m3	1	2/14/2017 12:51 AM
m,p-Xylene	ND		2.17	µg/m3	1	2/14/2017 12:51 AM
Methylene chloride	ND		1.74	µg/m3	1	2/14/2017 12:51 AM
MTBE	ND		1.80	µg/m3	1	2/14/2017 12:51 AM
Naphthalene	ND		1.05	µg/m3	1	2/14/2017 12:51 AM
o-Xylene	ND		2.17	µg/m3	1	2/14/2017 12:51 AM
Propene	ND		0.861	µg/m3	1	2/14/2017 12:51 AM
Styrene	ND		2.13	µg/m3	1	2/14/2017 12:51 AM
Tetrachloroethene	ND		3.39	µg/m3	1	2/14/2017 12:51 AM
Tetrahydrofuran	ND		1.47	µg/m3	1	2/14/2017 12:51 AM

Note:

ALS Environmental

Date: 14-Feb-17

Client: Waste Management
Project: Stony Hollow Landfill
Sample ID: AA-19
Collection Date: 2/13/2017

Work Order: 1702433
Lab ID: 1702433-01
Matrix: AIR

Analyses	Result	Qual	Report Limit	Units	Dilution Factor	Date Analyzed
Toluene	ND		1.88	µg/m3	1	2/14/2017 12:51 AM
trans-1,2-Dichloroethene	ND		1.98	µg/m3	1	2/14/2017 12:51 AM
trans-1,3-Dichloropropene	ND		2.27	µg/m3	1	2/14/2017 12:51 AM
Trichloroethene	ND		1.07	µg/m3	1	2/14/2017 12:51 AM
Trichlorofluoromethane	ND		2.81	µg/m3	1	2/14/2017 12:51 AM
Vinyl acetate	ND		1.76	µg/m3	1	2/14/2017 12:51 AM
Vinyl chloride	ND		1.28	µg/m3	1	2/14/2017 12:51 AM
Surr: Bromofluorobenzene	101		60-140	%REC	1	2/14/2017 12:51 AM

Note:

ALS Environmental

Date: 14-Feb-17

Client: Waste Management
 Project: Stony Hollow Landfill
 Sample ID: AA-20
 Collection Date: 2/13/2017

Work Order: 1702433
 Lab ID: 1702433-02
 Matrix: AIR

Analyses	Result	Qual	Report Limit	Units	Dilution Factor	Date Analyzed
TO-15 BY GC/MS			ETO-15			Analyst: MRJ
1,1,1-Trichloroethane	ND		0.50	ppbv	1	2/14/2017 01:35 AM
1,1,2,2-Tetrachloroethane	ND		0.50	ppbv	1	2/14/2017 01:35 AM
1,1,2-Trichloroethane	ND		0.50	ppbv	1	2/14/2017 01:35 AM
1,1-Dichloroethane	ND		0.50	ppbv	1	2/14/2017 01:35 AM
1,1-Dichloroethene	ND		0.50	ppbv	1	2/14/2017 01:35 AM
1,2,4-Trichlorobenzene	ND		0.50	ppbv	1	2/14/2017 01:35 AM
1,2,4-Trimethylbenzene	ND		0.50	ppbv	1	2/14/2017 01:35 AM
1,2-Dibromoethane	ND		0.50	ppbv	1	2/14/2017 01:35 AM
1,2-Dichlorobenzene	ND		0.50	ppbv	1	2/14/2017 01:35 AM
1,2-Dichloroethane	ND		0.50	ppbv	1	2/14/2017 01:35 AM
1,2-Dichloropropane	ND		0.50	ppbv	1	2/14/2017 01:35 AM
1,3,5-Trimethylbenzene	ND		0.50	ppbv	1	2/14/2017 01:35 AM
1,3-Butadiene	ND		0.50	ppbv	1	2/14/2017 01:35 AM
1,3-Dichlorobenzene	ND		0.50	ppbv	1	2/14/2017 01:35 AM
1,4-Dichlorobenzene	ND		0.50	ppbv	1	2/14/2017 01:35 AM
1,4-Dioxane	ND		1.0	ppbv	1	2/14/2017 01:35 AM
2-Butanone	ND		0.50	ppbv	1	2/14/2017 01:35 AM
2-Hexanone	ND		0.50	ppbv	1	2/14/2017 01:35 AM
2-Propanol	ND		1.0	ppbv	1	2/14/2017 01:35 AM
4-Ethyltoluene	ND		0.50	ppbv	1	2/14/2017 01:35 AM
4-Methyl-2-pentanone	ND		0.50	ppbv	1	2/14/2017 01:35 AM
Acetone	ND		1.0	ppbv	1	2/14/2017 01:35 AM
Benzene	ND		0.50	ppbv	1	2/14/2017 01:35 AM
Benzyl chloride	ND		0.50	ppbv	1	2/14/2017 01:35 AM
Bromodichloromethane	ND		0.50	ppbv	1	2/14/2017 01:35 AM
Bromoform	ND		0.50	ppbv	1	2/14/2017 01:35 AM
Bromomethane	ND		0.50	ppbv	1	2/14/2017 01:35 AM
Carbon disulfide	ND		0.50	ppbv	1	2/14/2017 01:35 AM
Carbon tetrachloride	ND		0.50	ppbv	1	2/14/2017 01:35 AM
Chlorobenzene	ND		0.50	ppbv	1	2/14/2017 01:35 AM
Chloroethane	ND		0.50	ppbv	1	2/14/2017 01:35 AM
Chloroform	ND		0.20	ppbv	1	2/14/2017 01:35 AM
Chloromethane	0.55		0.50	ppbv	1	2/14/2017 01:35 AM
cis-1,2-Dichloroethene	ND		0.50	ppbv	1	2/14/2017 01:35 AM
cis-1,3-Dichloropropene	ND		0.50	ppbv	1	2/14/2017 01:35 AM
Cumene	ND		0.50	ppbv	1	2/14/2017 01:35 AM
Cyclohexane	ND		0.50	ppbv	1	2/14/2017 01:35 AM
Dibromochloromethane	ND		0.50	ppbv	1	2/14/2017 01:35 AM
Dichlorodifluoromethane	0.52		0.50	ppbv	1	2/14/2017 01:35 AM

Note:

ALS Environmental

Date: 14-Feb-17

Client: Waste Management
Project: Stony Hollow Landfill
Sample ID: AA-20
Collection Date: 2/13/2017

Work Order: 1702433
Lab ID: 1702433-02
Matrix: AIR

Analyses	Result	Qual	Report Limit	Units	Dilution Factor	Date Analyzed
Ethyl acetate	ND		0.50	ppbv	1	2/14/2017 01:35 AM
Ethylbenzene	ND		0.50	ppbv	1	2/14/2017 01:35 AM
Freon 113	ND		0.50	ppbv	1	2/14/2017 01:35 AM
Freon 114	ND		0.50	ppbv	1	2/14/2017 01:35 AM
Heptane	ND		0.50	ppbv	1	2/14/2017 01:35 AM
Hexachlorobutadiene	ND		0.50	ppbv	1	2/14/2017 01:35 AM
Hexane	ND		0.50	ppbv	1	2/14/2017 01:35 AM
m,p-Xylene	ND		0.50	ppbv	1	2/14/2017 01:35 AM
Methylene chloride	ND		0.50	ppbv	1	2/14/2017 01:35 AM
MTBE	ND		0.50	ppbv	1	2/14/2017 01:35 AM
Naphthalene	ND		0.20	ppbv	1	2/14/2017 01:35 AM
o-Xylene	ND		0.50	ppbv	1	2/14/2017 01:35 AM
Propene	0.80		0.50	ppbv	1	2/14/2017 01:35 AM
Styrene	ND		0.50	ppbv	1	2/14/2017 01:35 AM
Tetrachloroethene	ND		0.50	ppbv	1	2/14/2017 01:35 AM
Tetrahydrofuran	ND		0.50	ppbv	1	2/14/2017 01:35 AM
Toluene	ND		0.50	ppbv	1	2/14/2017 01:35 AM
trans-1,2-Dichloroethene	ND		0.50	ppbv	1	2/14/2017 01:35 AM
trans-1,3-Dichloropropene	ND		0.50	ppbv	1	2/14/2017 01:35 AM
Trichloroethene	ND		0.20	ppbv	1	2/14/2017 01:35 AM
Trichlorofluoromethane	ND		0.50	ppbv	1	2/14/2017 01:35 AM
Vinyl acetate	ND		0.50	ppbv	1	2/14/2017 01:35 AM
Vinyl chloride	ND		0.50	ppbv	1	2/14/2017 01:35 AM
<i>Surr: Bromofluorobenzene</i>	<i>101</i>		<i>60-140</i>	<i>%REC</i>	1	2/14/2017 01:35 AM

TO-15 BY GC/MS

ETO-15

Analyst: MRJ

1,1,1-Trichloroethane	ND		2.73	µg/m3	1	2/14/2017 01:35 AM
1,1,2,2-Tetrachloroethane	ND		3.43	µg/m3	1	2/14/2017 01:35 AM
1,1,2-Trichloroethane	ND		2.73	µg/m3	1	2/14/2017 01:35 AM
1,1-Dichloroethane	ND		2.02	µg/m3	1	2/14/2017 01:35 AM
1,1-Dichloroethene	ND		1.98	µg/m3	1	2/14/2017 01:35 AM
1,2,4-Trichlorobenzene	ND		3.71	µg/m3	1	2/14/2017 01:35 AM
1,2,4-Trimethylbenzene	ND		2.46	µg/m3	1	2/14/2017 01:35 AM
1,2-Dibromoethane	ND		3.84	µg/m3	1	2/14/2017 01:35 AM
1,2-Dichlorobenzene	ND		3.01	µg/m3	1	2/14/2017 01:35 AM
1,2-Dichloroethane	ND		2.02	µg/m3	1	2/14/2017 01:35 AM
1,2-Dichloropropane	ND		2.31	µg/m3	1	2/14/2017 01:35 AM
1,3,5-Trimethylbenzene	ND		2.46	µg/m3	1	2/14/2017 01:35 AM
1,3-Butadiene	ND		1.11	µg/m3	1	2/14/2017 01:35 AM
1,3-Dichlorobenzene	ND		3.01	µg/m3	1	2/14/2017 01:35 AM
1,4-Dichlorobenzene	ND		3.01	µg/m3	1	2/14/2017 01:35 AM

Note:

ALS Environmental

Date: 14-Feb-17

Client: Waste Management
Project: Stony Hollow Landfill
Sample ID: AA-20
Collection Date: 2/13/2017

Work Order: 1702433
Lab ID: 1702433-02
Matrix: AIR

Analyses	Result	Qual	Report Limit	Units	Dilution Factor	Date Analyzed
1,4-Dioxane	ND		3.60	µg/m3	1	2/14/2017 01:35 AM
2-Butanone	ND		1.47	µg/m3	1	2/14/2017 01:35 AM
2-Hexanone	ND		2.05	µg/m3	1	2/14/2017 01:35 AM
2-Propanol	ND		2.46	µg/m3	1	2/14/2017 01:35 AM
4-Ethyltoluene	ND		2.46	µg/m3	1	2/14/2017 01:35 AM
4-Methyl-2-pentanone	ND		2.05	µg/m3	1	2/14/2017 01:35 AM
Acetone	ND		2.38	µg/m3	1	2/14/2017 01:35 AM
Benzene	ND		1.60	µg/m3	1	2/14/2017 01:35 AM
Benzyl chloride	ND		2.59	µg/m3	1	2/14/2017 01:35 AM
Bromodichloromethane	ND		3.35	µg/m3	1	2/14/2017 01:35 AM
Bromoform	ND		5.17	µg/m3	1	2/14/2017 01:35 AM
Bromomethane	ND		1.94	µg/m3	1	2/14/2017 01:35 AM
Carbon disulfide	ND		1.56	µg/m3	1	2/14/2017 01:35 AM
Carbon tetrachloride	ND		3.15	µg/m3	1	2/14/2017 01:35 AM
Chlorobenzene	ND		2.30	µg/m3	1	2/14/2017 01:35 AM
Chloroethane	ND		1.32	µg/m3	1	2/14/2017 01:35 AM
Chloroform	ND		0.976	µg/m3	1	2/14/2017 01:35 AM
Chloromethane	1.14		1.03	µg/m3	1	2/14/2017 01:35 AM
cis-1,2-Dichloroethene	ND		1.98	µg/m3	1	2/14/2017 01:35 AM
cis-1,3-Dichloropropene	ND		2.27	µg/m3	1	2/14/2017 01:35 AM
Cumene	ND		2.46	µg/m3	1	2/14/2017 01:35 AM
Cyclohexane	ND		1.72	µg/m3	1	2/14/2017 01:35 AM
Dibromochloromethane	ND		4.26	µg/m3	1	2/14/2017 01:35 AM
Dichlorodifluoromethane	2.57		2.47	µg/m3	1	2/14/2017 01:35 AM
Ethyl acetate	ND		1.80	µg/m3	1	2/14/2017 01:35 AM
Ethylbenzene	ND		2.17	µg/m3	1	2/14/2017 01:35 AM
Freon 113	ND		3.83	µg/m3	1	2/14/2017 01:35 AM
Freon 114	ND		3.50	µg/m3	1	2/14/2017 01:35 AM
Heptane	ND		2.05	µg/m3	1	2/14/2017 01:35 AM
Hexachlorobutadiene	ND		5.33	µg/m3	1	2/14/2017 01:35 AM
Hexane	ND		1.76	µg/m3	1	2/14/2017 01:35 AM
m,p-Xylene	ND		2.17	µg/m3	1	2/14/2017 01:35 AM
Methylene chloride	ND		1.74	µg/m3	1	2/14/2017 01:35 AM
MTBE	ND		1.80	µg/m3	1	2/14/2017 01:35 AM
Naphthalene	ND		1.05	µg/m3	1	2/14/2017 01:35 AM
o-Xylene	ND		2.17	µg/m3	1	2/14/2017 01:35 AM
Propene	1.38		0.861	µg/m3	1	2/14/2017 01:35 AM
Styrene	ND		2.13	µg/m3	1	2/14/2017 01:35 AM
Tetrachloroethene	ND		3.39	µg/m3	1	2/14/2017 01:35 AM
Tetrahydrofuran	ND		1.47	µg/m3	1	2/14/2017 01:35 AM

Note:

ALS Environmental

Date: 14-Feb-17

Client: Waste Management
Project: Stony Hollow Landfill
Sample ID: AA-20
Collection Date: 2/13/2017

Work Order: 1702433
Lab ID: 1702433-02
Matrix: AIR

Analyses	Result	Qual	Report Limit	Units	Dilution Factor	Date Analyzed
Toluene	ND		1.88	µg/m3	1	2/14/2017 01:35 AM
trans-1,2-Dichloroethene	ND		1.98	µg/m3	1	2/14/2017 01:35 AM
trans-1,3-Dichloropropene	ND		2.27	µg/m3	1	2/14/2017 01:35 AM
Trichloroethene	ND		1.07	µg/m3	1	2/14/2017 01:35 AM
Trichlorofluoromethane	ND		2.81	µg/m3	1	2/14/2017 01:35 AM
Vinyl acetate	ND		1.76	µg/m3	1	2/14/2017 01:35 AM
Vinyl chloride	ND		1.28	µg/m3	1	2/14/2017 01:35 AM
Surr: Bromofluorobenzene	101		60-140	%REC	1	2/14/2017 01:35 AM

Note:

ALS Environmental

Date: 14-Feb-17

Client: Waste Management
Work Order: 1702433
Project: Stony Hollow Landfill

QC BATCH REPORT

Batch ID: **R137587** Instrument ID: **VMS4** Method: **ETO-15**

mbk		Sample ID: MBLK-R137587			Units: ppbv		Analysis Date: 2/13/2017 12:54 PM			
Client ID:		Run ID: VMS4_170213A			SeqNo: 1446141		Prep Date:		DF: 1	
Analyte	Result	PQL	SPK Val	SPK Ref Value	%REC	Control Limit	RPD Ref Value	%RPD	RPD Limit	Qual
1,1,1-Trichloroethane	ND	0.50								
1,1,2,2-Tetrachloroethane	ND	0.50								
1,1,2-Trichloroethane	ND	0.50								
1,1-Dichloroethane	ND	0.50								
1,1-Dichloroethene	ND	0.50								
1,2,4-Trichlorobenzene	ND	0.50								
1,2,4-Trimethylbenzene	ND	0.50								
1,2-Dibromoethane	ND	0.50								
1,2-Dichlorobenzene	ND	0.50								
1,2-Dichloroethane	ND	0.50								
1,2-Dichloropropane	ND	0.50								
1,3,5-Trimethylbenzene	ND	0.50								
1,3-Butadiene	ND	0.50								
1,3-Dichlorobenzene	ND	0.50								
1,4-Dichlorobenzene	ND	0.50								
1,4-Dioxane	ND	1.0								
2-Butanone	ND	0.50								
2-Hexanone	ND	0.50								
2-Propanol	ND	1.0								
4-Ethyltoluene	ND	0.50								
4-Methyl-2-pentanone	ND	0.50								
Acetone	ND	1.0								
Benzene	ND	0.50								
Benzyl chloride	ND	0.50								
Bromodichloromethane	ND	0.50								
Bromoform	ND	0.50								
Bromomethane	ND	0.50								
Carbon disulfide	ND	0.50								
Carbon tetrachloride	ND	0.50								
Chlorobenzene	ND	0.50								
Chloroethane	ND	0.50								
Chloroform	ND	0.20								
Chloromethane	ND	0.50								
cis-1,2-Dichloroethene	ND	0.50								
cis-1,3-Dichloropropene	ND	0.50								
Cumene	ND	0.50								
Cyclohexane	ND	0.50								
Dibromochloromethane	ND	0.50								
Dichlorodifluoromethane	ND	0.50								
Ethyl acetate	ND	0.50								
Ethylbenzene	ND	0.50								

Note: See Qualifiers Page for a list of Qualifiers and their explanation.

Client: Waste Management
Work Order: 1702433
Project: Stony Hollow Landfill

QC BATCH REPORT

Batch ID: R137587	Instrument ID: VMS4	Method: ETO-15						
Freon 113	ND	0.50						
Freon 114	ND	0.50						
Heptane	ND	0.50						
Hexachlorobutadiene	ND	0.50						
Hexane	ND	0.50						
m,p-Xylene	ND	0.50						
Methylene chloride	ND	0.50						
MTBE	ND	0.50						
Naphthalene	ND	0.20						
o-Xylene	ND	0.50						
Propene	ND	0.50						
Styrene	ND	0.50						
Tetrachloroethene	ND	0.50						
Tetrahydrofuran	ND	0.50						
Toluene	ND	0.50						
trans-1,2-Dichloroethene	ND	0.50						
trans-1,3-Dichloropropene	ND	0.50						
Trichloroethene	ND	0.20						
Trichlorofluoromethane	ND	0.50						
Vinyl acetate	ND	0.50						
Vinyl chloride	ND	0.50						
<i>Surr: Bromofluorobenzene</i>	9.84	0	10	0	98.4	60-140	0	

Note: See Qualifiers Page for a list of Qualifiers and their explanation.

Client: Waste Management
 Work Order: 1702433
 Project: Stony Hollow Landfill

QC BATCH REPORT

Batch ID: R137587 Instrument ID: VMS4 Method: ETO-15

ics		Sample ID: LCS-R137587				Units: ppbv		Analysis Date: 2/13/2017 12:10 PM		
Client ID:		Run ID: VMS4_170213A			SeqNo: 1446140		Prep Date:		DF: 1	
Analyte	Result	PQL	SPK Val	SPK Ref Value	%REC	Control Limit	RPD Ref Value	%RPD	RPD Limit	Qual
1,1,1-Trichloroethane	9.76	0.50	10	0	97.6	58.8-163	0			
1,1,2,2-Tetrachloroethane	8.82	0.50	10	0	88.2	60-140	0			
1,1,2-Trichloroethane	8.99	0.50	10	0	89.9	60-140	0			
1,1-Dichloroethane	9.35	0.50	10	0	93.5	60-140	0			
1,1-Dichloroethene	9.14	0.50	10	0	91.4	60-140	0			
1,2,4-Trichlorobenzene	6.92	0.50	10	0	69.2	49.3-150	0			
1,2,4-Trimethylbenzene	8.68	0.50	10	0	86.8	50.1-162	0			
1,2-Dibromoethane	8.98	0.50	10	0	89.8	60-140	0			
1,2-Dichlorobenzene	8.55	0.50	10	0	85.5	41.9-141	0			
1,2-Dichloroethane	10.01	0.50	10	0	100	60-140	0			
1,2-Dichloropropane	9.2	0.50	10	0	92	60-140	0			
1,3,5-Trimethylbenzene	8.69	0.50	10	0	86.9	60-140	0			
1,3-Butadiene	10.96	0.50	10	0	110	50.6-140	0			
1,3-Dichlorobenzene	8.48	0.50	10	0	84.8	60-140	0			
1,4-Dichlorobenzene	8.34	0.50	10	0	83.4	55.1-145	0			
1,4-Dioxane	6.89	1.0	10	0	68.9	60-140	0			
2-Butanone	9.16	0.50	10	0	91.6	60-140	0			
2-Hexanone	7.35	0.50	10	0	73.5	56.2-162	0			
2-Propanol	8.6	1.0	10	0	86	60-140	0			
4-Ethyltoluene	8.62	0.50	10	0	86.2	60-140	0			
4-Methyl-2-pentanone	8.46	0.50	10	0	84.6	60-140	0			
Acetone	8.55	1.0	10	0	85.5	60-140	0			
Benzene	9.28	0.50	10	0	92.8	60-140	0			
Benzyl chloride	8.53	0.50	10	0	85.3	31.9-174	0			
Bromodichloromethane	9.7	0.50	10	0	97	60-140	0			
Bromoform	9.04	0.50	10	0	90.4	60-140	0			
Bromomethane	10.2	0.50	10	0	102	60-140	0			
Carbon disulfide	9.14	0.50	10	0	91.4	60-140	0			
Carbon tetrachloride	9.92	0.50	10	0	99.2	60-140	0			
Chlorobenzene	8.55	0.50	10	0	85.5	60-140	0			
Chloroethane	9	0.50	10	0	90	60-140	0			
Chloroform	9.66	0.20	10	0	96.6	60-140	0			
Chloromethane	8.69	0.50	10	0	86.9	60-140	0			
cis-1,2-Dichloroethene	9.24	0.50	10	0	92.4	60-140	0			
cis-1,3-Dichloropropene	9.38	0.50	10	0	93.8	60-140	0			
Cumene	8.72	0.50	10	0	87.2	60-140	0			
Cyclohexane	9.32	0.50	10	0	93.2	60-140	0			
Dibromochloromethane	9.41	0.50	10	0	94.1	60-140	0			
Dichlorodifluoromethane	9.45	0.50	10	0	94.5	60-140	0			
Ethyl acetate	9.24	0.50	10	0	92.4	60-140	0			
Ethylbenzene	8.64	0.50	10	0	86.4	60-140	0			
Freon 113	8.86	0.50	10	0	88.6	60-140	0			

Note: See Qualifiers Page for a list of Qualifiers and their explanation.

Client: Waste Management
Work Order: 1702433
Project: Stony Hollow Landfill

QC BATCH REPORT

Batch ID: R137587	Instrument ID: VMS4	Method: ETO-15						
Freon 114	9.38	0.50	10	0	93.8	60-140	0	
Heptane	9.2	0.50	10	0	92	60-140	0	
Hexachlorobutadiene	8.12	0.50	10	0	81.2	60-140	0	
Hexane	9.14	0.50	10	0	91.4	60-140	0	
m,p-Xylene	17.55	0.50	20	0	87.8	60-140	0	
Methylene chloride	8.67	0.50	10	0	86.7	60-140	0	
MTBE	9.19	0.50	10	0	91.9	60.8-151	0	
Naphthalene	6.56	0.20	10	0	65.6	53.1-152	0	
o-Xylene	8.67	0.50	10	0	86.7	60-140	0	
Propene	9.2	0.50	10	0	92	34.4-139	0	
Styrene	8.62	0.50	10	0	86.2	60-140	0	
Tetrachloroethene	8.53	0.50	10	0	85.3	60-140	0	
Tetrahydrofuran	9.03	0.50	10	0	90.3	60-140	0	
Toluene	9.09	0.50	10	0	90.9	60-140	0	
trans-1,2-Dichloroethene	9.25	0.50	10	0	92.5	60-140	0	
trans-1,3-Dichloropropene	9.3	0.50	10	0	93	60-140	0	
Trichloroethene	9.36	0.20	10	0	93.6	60-140	0	
Trichlorofluoromethane	9	0.50	10	0	90	60-140	0	
Vinyl acetate	9.12	0.50	10	0	91.2	48.4-145	0	
Vinyl chloride	9.31	0.50	10	0	93.1	60-140	0	
Surr: Bromofluorobenzene	10.02	0	10	0	100	60-140	0	

The following samples were analyzed in this batch:

1702433-01A	1702433-02A
-------------	-------------

Client: Waste Management
Project: Stony Hollow Landfill
WorkOrder: 1702433

**QUALIFIERS,
ACRONYMS, UNITS**

<u>Qualifier</u>	<u>Description</u>
*	Value exceeds Regulatory Limit
a	Not accredited
B	Analyte detected in the associated Method Blank above the Reporting Limit
E	Value above quantitation range
H	Analyzed outside of Holding Time
J	Analyte detected below quantitation limit
n	Not offered for accreditation
ND	Not Detected at the Reporting Limit
O	Sample amount is > 4 times amount spiked
P	Dual Column results percent difference > 40%
R	RPD above laboratory control limit
S	Spike Recovery outside laboratory control limits
U	Analyzed but not detected above the MDL

<u>Acronym</u>	<u>Description</u>
DUP	Method Duplicate
E	EPA Method
LCS	Laboratory Control Sample
LCSD	Laboratory Control Sample Duplicate
MBLK	Method Blank
MDL	Method Detection Limit
MQL	Method Quantitation Limit
MS	Matrix Spike
MSD	Matrix Spike Duplicate
PDS	Post Digestion Spike
PQL	Practical Quantitation Limit
SDL	Sample Detection Limit
SW	SW-846 Method

<u>Units Reported</u>	<u>Description</u>
µg/m ³	
ppbv	

Sample Receipt Checklist

Client Name: STONYHOLLOWLANDFILL-DAY

Date/Time Received: 13-Feb-17 17:30

Work Order: 1702433

Received by: JNW

Checklist completed by: Jan Wilcox 14-Feb-17
eSignature Date

Reviewed by: Rob Nieman 14-Feb-17
eSignature Date

Matrices:

Carrier name: ALSHN

- Shipping container/cooler in good condition? Yes [checked] No [] Not Present []
Custody seals intact on shipping container/cooler? Yes [] No [] Not Present [checked]
Custody seals intact on sample bottles? Yes [checked] No [] Not Present []
Chain of custody present? Yes [checked] No []
Chain of custody signed when relinquished and received? Yes [checked] No []
Chain of custody agrees with sample labels? Yes [checked] No []
Samples in proper container/bottle? Yes [checked] No []
Sample containers intact? Yes [checked] No []
Sufficient sample volume for indicated test? Yes [checked] No []
All samples received within holding time? Yes [checked] No []
Container/Temp Blank temperature in compliance? Yes [checked] No []

Temperature(s)/Thermometer(s): [] []

Cooler(s)/Kit(s): []

Water - VOA vials have zero headspace? Yes [] No [] No VOA vials submitted []

Water - pH acceptable upon receipt? Yes [] No [] N/A []

pH adjusted? Yes [] No [] N/A []

pH adjusted by: []

Login Notes:

Client Contacted: Date Contacted: Person Contacted:

Contacted By: Regarding:

Comments: []

CorrectiveAction: []

1702433



**ANALYTICAL SERVICES REQUEST
AND CHAIN OF CUSTODY**

Send to LJB: <input type="checkbox"/> Invoice <input checked="" type="checkbox"/> Results	Send to: <input checked="" type="checkbox"/> Invoice <input checked="" type="checkbox"/> Results
Contact: Jennifer Miller	Contact: Peter Lucas
Address/Email: jmiller@ljbinc.com 2500 Newmark Drive Miamisburg, OH 45342	Address/Email: plucas2@wm.com
Phone: 937-259-5048 or 937-689-3638	Phone:
Fax:	Fax:

LJB job #:	P.O. #: Per Peter Lucas/WM	Analysis Requested						Remarks:
Sample site: Stony Hollow Landfill		TO-15						
Sampled by: Jennifer Miller								
Signature: <i>[Signature]</i>								
<input checked="" type="checkbox"/> Rush <input type="checkbox"/> Standard turnaround Need by: 1-day turnaround	<input type="checkbox"/> Phone results <input type="checkbox"/> Fax results <input checked="" type="checkbox"/> Email results							
Special instructions:								
Sample ID	Date	Time	Matrix	Comp	Grab	# Btls		
AA-19	02/12/2017 02/13/2017	0945- 0945	Air	01	X	1	X	
AA-20	↓	1002- 0904	Air	02	X	1	X	
								ALS LAB USE ONLY
COOLER TEMP: _____ °C						pH ADJUSTMENTS:		
COOLING METHOD: <u>NONE</u>						COOLER WET ICE DRY ICE ICE PACK		
DELIVERY METHOD: <u>ALS COURIER</u>						CLIENT DROP BOX		FEDEX UPS
STD MAIL PRTY MAIL						OTHER:		
CUSTODY SEALS: <u>SAMPLES</u>						NONE COOLER PACKAGE		
EQUIP. RETURNED:								

Relinquished by: <i>[Signature]</i>	Date/time: 02/13/2017 1024	Received by: <i>[Signature]</i>	Date/time: 2/23/17 10:26 a
Relinquished by: <i>[Signature]</i>	Date/time: 2/13/17 1648	Received by: <i>[Signature]</i>	Date/time: 1648 2/13/17
Relinquished by: <i>[Signature]</i>	Date/time: 2/13/17 1770	Received at lab by: <i>[Signature]</i>	Date/time: 2/13/17 1733